

BRCS200P03ZJ

Rev.A Sep.-2023

描述 / Descriptions

DFN2×2B-6L 塑封封装 P 沟道 MOS 场效应管。

P-Channel Enhancement Mode Field Effect Transistor in a DFN2×2B-6L Plastic Package.

特征 / Features

$V_{DS}(V)=-30V$ $I_D=-7.8A$

$R_{DS(ON)}<22m\Omega$ ($V_{GS}=-10V$)

$R_{DS(ON)}<35m\Omega$ ($V_{GS}=-4.5V$)

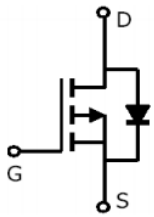
无卤产品。HF Product.

用途 / Applications


笔记本电脑、便携式设备和电池供电系统的电源管理。

Power Management in Notebook Computer, Portable Equipment and Battery Powered Systems.

内部等效电路 / Equivalent Circuit



引脚排列 / Pinning



出脚	定义
Pin1	D
Pin2	D
Pin3	G
Pin4	S
Pin5	D
Pin6	D

印章代码 / Marking

见印章说明。

See Marking Instructions.

极限参数 / Absolute Maximum Ratings(Ta=25°C)

参数 Parameter	符号 Symbol	数值 Rating	单位 Unit
Drain-Source Voltage	V _{DS}	-30	V
Drain Current - Continuous	I _D	-7.8	A
Drain Current – Pulsed	I _{DM}	-29.4	A
Gate-Source Voltage	V _{GS}	±20	V
Power Dissipation	P _D	2	W
Single Pulse Avalanche Energy(L=0.5mH)	E _{AS}	152	mJ
Avalanche Current(L=0.5mH)	I _{AS}	-19.5	A
Junction and Storage Temperature Range	T _j , T _{stg}	-55 to 150	°C
Thermal resistance, junction - ambient	t ≤ 10s	62.5	°C/W
	Steady-State	90	

电性能参数 / Electrical Characteristics(Ta=25°C)

参数 Parameter	符号 Symbol	测试条件 Test Conditions	最小值 Min	典型值 Typ	最大值 Max	单位 Unit
Drain-Source Breakdown Voltage	BV _{DSS}	I _D =-250μA V _{GS} =0V	-30	-33		V
Zero Gate Voltage Drain Current	I _{DSS}	V _{DS} =-30V V _{GS} =0V			-1	uA
Gate-Body leakage current	I _{GSS}	V _{DS} =0V, V _{GS} =±20V			±100	nA
Gate Threshold Voltage	V _{GS(th)}	V _{DS} =V _{GS} I _D =-250μA	-1	-1.3	-2.5	V
Static Drain-Source On-Resistance	R _{DS(ON)}	V _{GS} =-10V, I _D =-10A		19.5	22	mΩ
		V _{GS} =-4.5V, I _D =-10A		28	35	
Diode Forward Voltage	V _{SD}	I _S =-1A, V _{GS} =0V			-1.2	V
Input Capacitance	C _{iss}	V _{DS} =-25V V _{GS} =0V f=1.0MHz		1430		pF
Output Capacitance	C _{oss}			580		
Reverse Transfer Capacitance	C _{rss}			350		
Gate resistance	R _g	V _{GS} =0V V _{DS} =0V f=1MHz		13		Ω
Total Gate Charge	Q _{g(10V)}	V _{GS} =-10V, V _{DS} =-15V, I _D =-7.1A		20		nC
Total Gate Charge	Q _{g(4.5V)}			9.8		
Gate Source Charge	Q _{gs}			3.7		
Gate Drain Charge	Q _{gd}			4.5		

电性能参数 / Electrical Characteristics(Ta=25°C)

参数 Parameter	符号 Symbol	测试条件 Test Conditions	最小值 Min	典型值 Typ	最大值 Max	单位 Unit
Turn-On Delay Time	$t_{d(on)}$	$V_{GS}=-10V$ $V_{DS}=-15V$ $R_L=0.75\Omega$ $R_{GEN}=3\Omega$		11		ns
Turn-On Rise Time	t_r			5.6		
Turn-Off Delay Time	$t_{d(off)}$			28		
Turn-Off Fall Time	t_f			11		

电参数曲线图 / Electrical Characteristic Curve

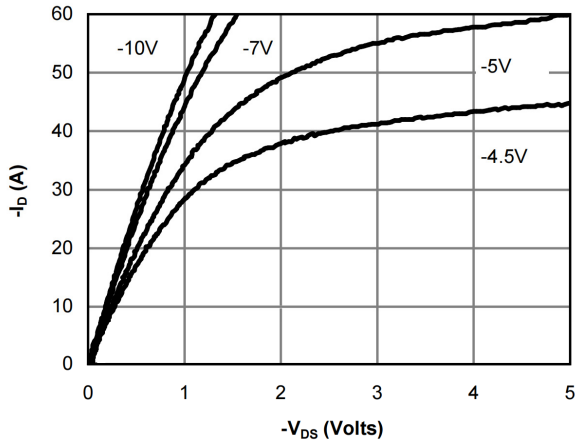


Fig 1: On-Region Characteristics

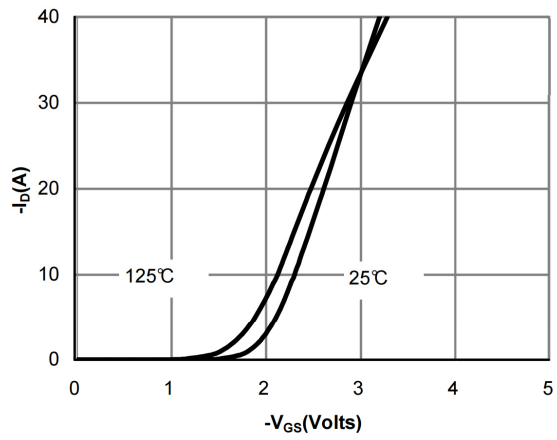


Figure 2: Transfer Characteristics

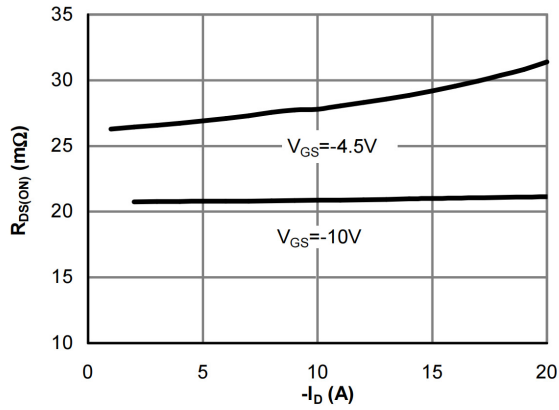


Figure 3: On-Resistance vs. Drain Current and Gate Voltage

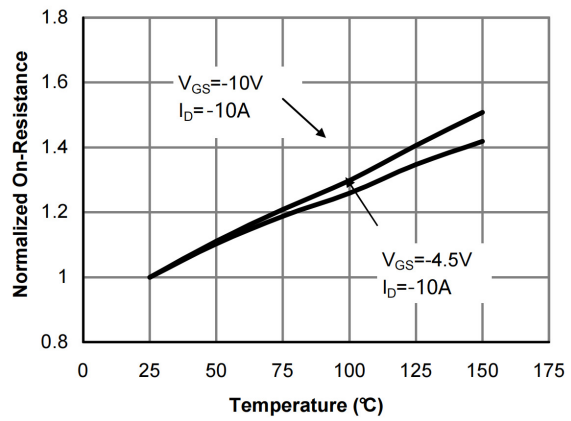


Figure 4: On-Resistance vs. Junction Temperature

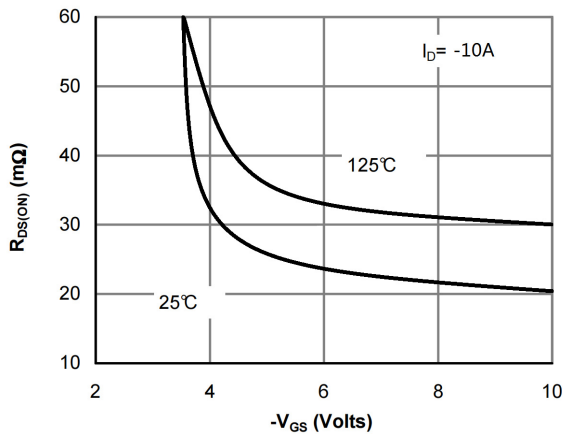


Figure 5: On-Resistance vs. Gate-Source Voltage

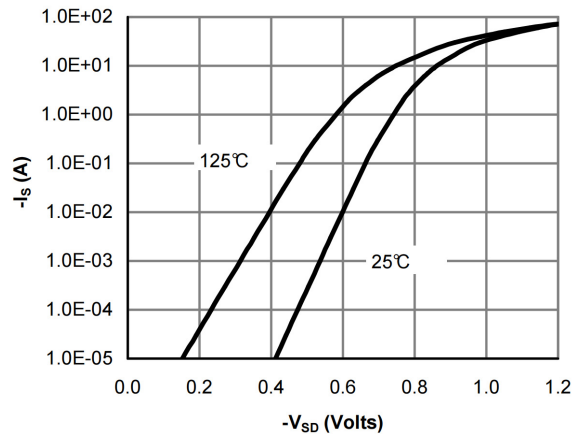


Figure 6: Body-Diode Characteristics

电参数曲线图 / Electrical Characteristic Curve

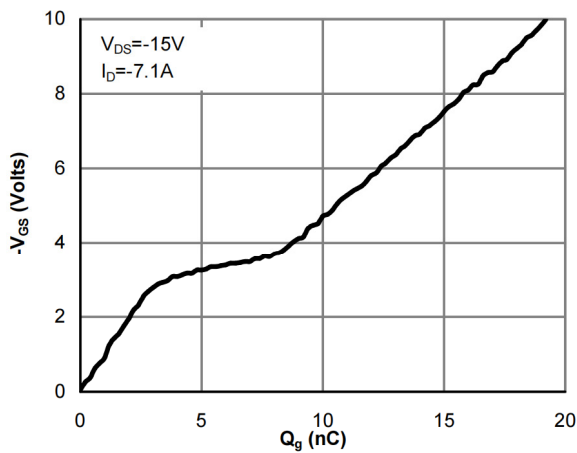


Figure 7: Gate-Charge Characteristics

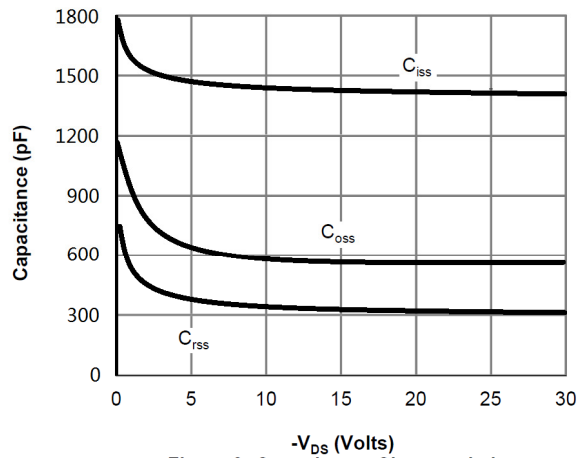


Figure 8: Capacitance Characteristics

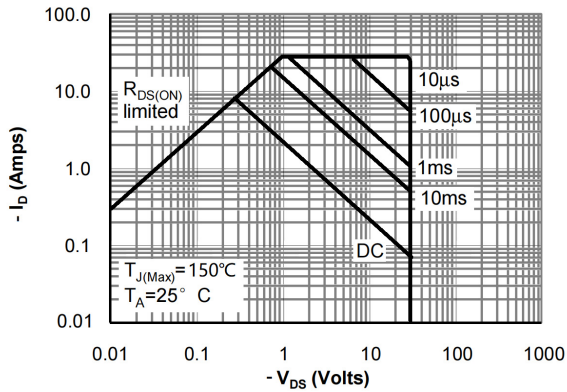


Figure 9: Maximum Forward Biased Safe Operating Area

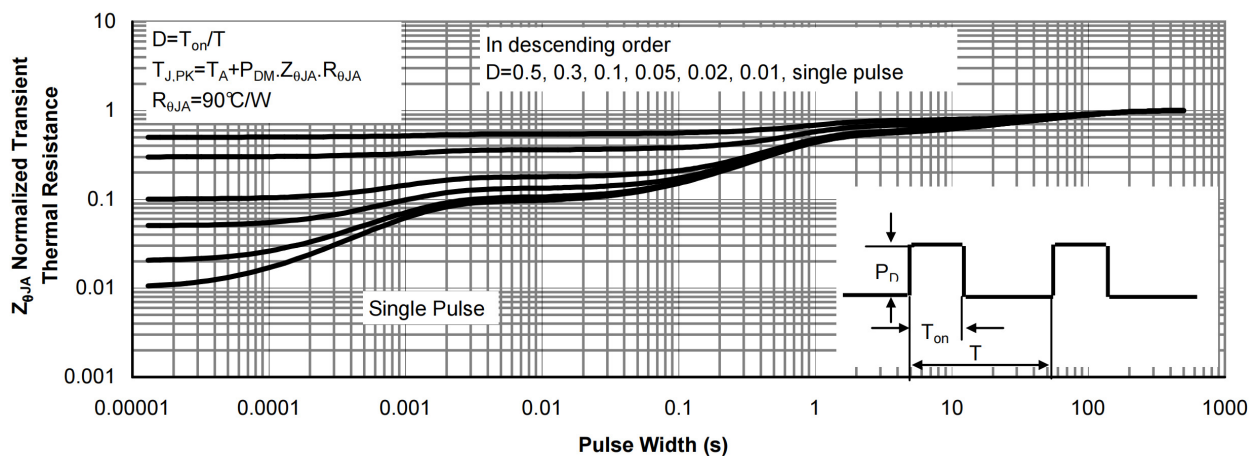
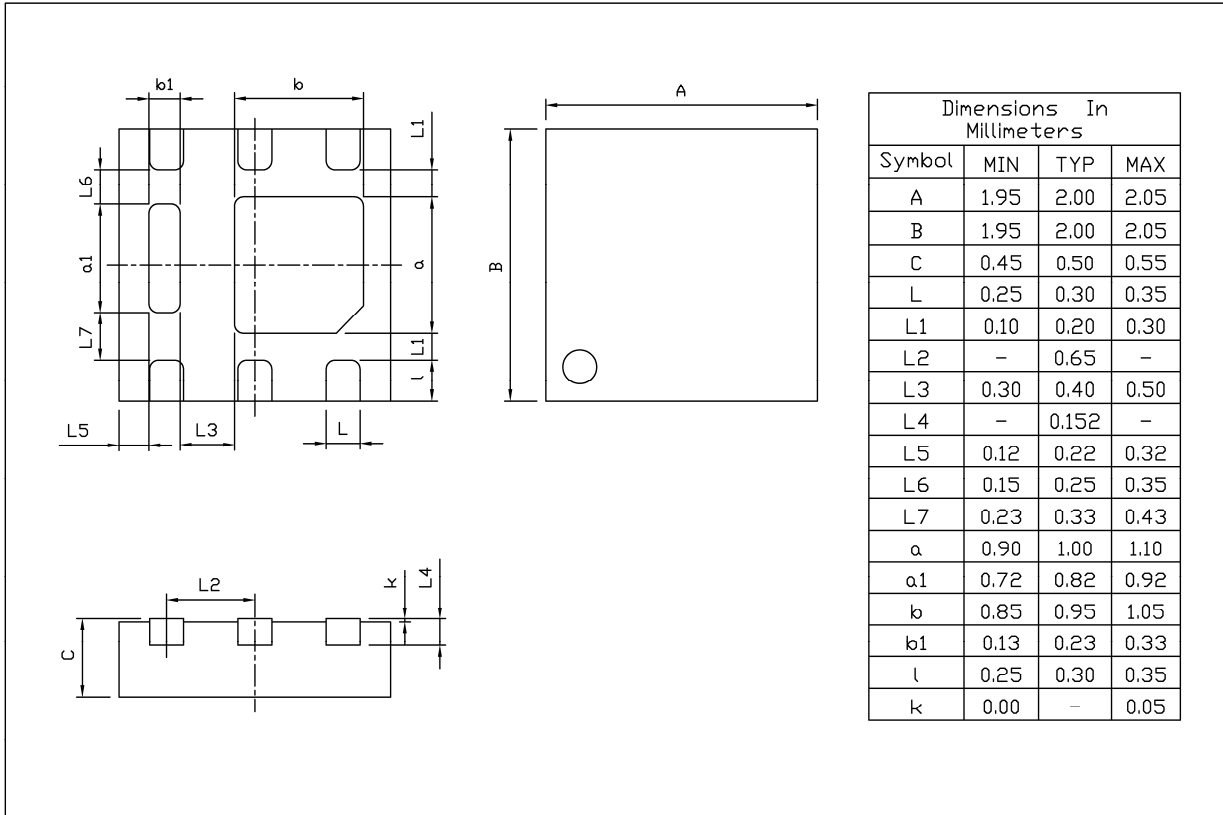


Figure 10: Normalized Maximum Transient Thermal Impedance

外形尺寸图 / Package Dimensions

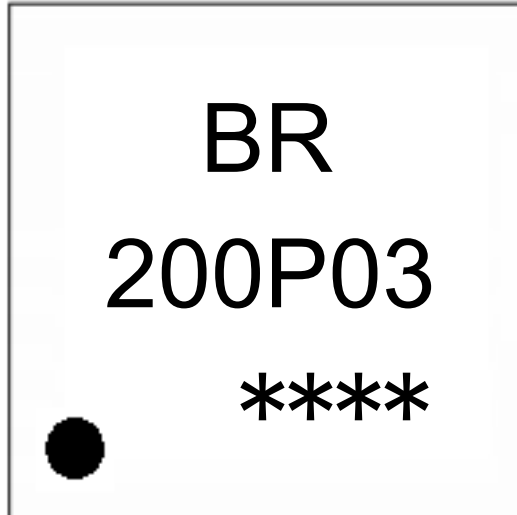
DFN2 x2B-6L-0.5

Unit:mm



Rev.01 202006

印章说明 / Marking Instructions



说明：

BR： 为公司代码

200P03： 为型号代码

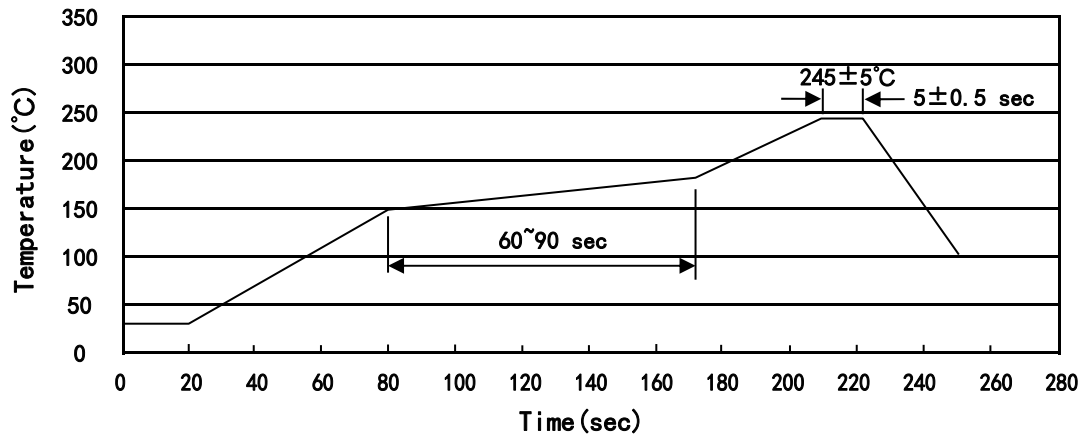
****： 为生产批号代码，随生产批号变化

Note:

BR: Company Code

200P03: Product Type Code

****: Lot No. Code, code change with Lot No

回流焊温度曲线图(无铅) / Temperature Profile for IR Reflow Soldering(Pb-Free)


说明：

- 1、预热温度 150~180°C，时间 60~90sec;
- 2、峰值温度 245±5°C，时间持续为 5±0.5sec;
- 3、焊接制程冷却速度为 2~10°C/sec.

Note:

- 1.Preheating:150~180°C, Time:60~90sec.
- 2.Peak Temp.:245±5°C, Duration:5±0.5sec.
3. Cooling Speed: 2~10°C/sec.

耐焊接热试验条件 / Resistance to Soldering Heat Test Conditions

温度：260±5°C

时间：10±1 sec.

Temp.:260±5°C

Time:10±1 sec

包装规格 / Packaging SPEC.

卷盘包装 / REEL

Package Type 封装形式	Units 包装数量					Dimension 包装尺寸 (unit: mm ³)		
	Units/Reel 只/卷盘	Reels/Inner Box 卷盘/盒	Units/Inner Box 只/盒	Inner Boxes/Outer Box 盒/箱	Units/Outer Box 只/箱	Reel	Inner Box 盒	Outer Box 箱
DFN2×2B-6L	4,000	10	40,000	4	160,000	7" ×8	210×205×205	445×435×230

使用说明 / Notices