

描述 / Descriptions

SOT-23 塑封封装 PNP 半导体三极管。Silicon PNP transistor in a SOT-23 Plastic Package.

特征 / Features

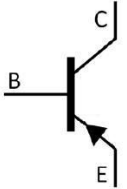
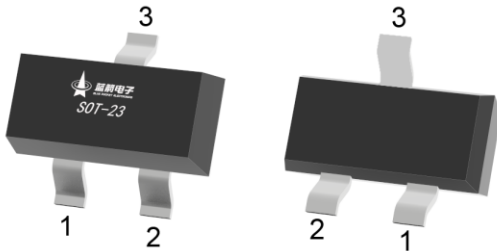
低电流，低电压，小封装，符合 AEC-Q101 标准高可靠性要求，无卤产品。

Low current ,Low voltage ,S-mini package, Qualified to AEC-Q101 Standards for High Reliability, HF Product.

用途 / Applications

用于一般放大，满足汽车应用的严格要求。

General power amplifier application, Meet the stringent requirements of automotive applications.

内部等效电路 / Equivalent Circuit**引脚排列 / Pinning**

PIN1 : Base

PIN 2 : Emitter

PIN 3 : Collector

放大及印章代码 / h_{FE} Classifications & Marking

h _{FE} Classifications Symbol	A	B
h _{FE} Range	125~250	220~475
Marking	Q3A	Q3B

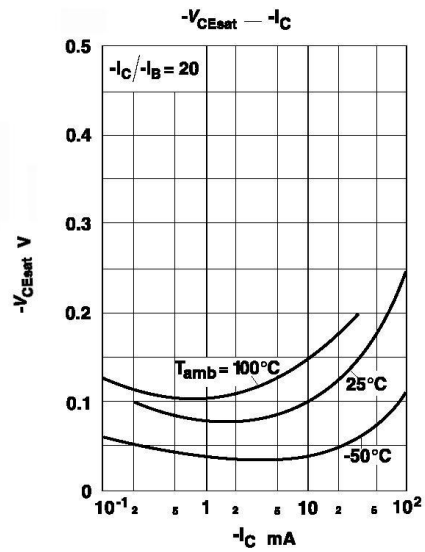
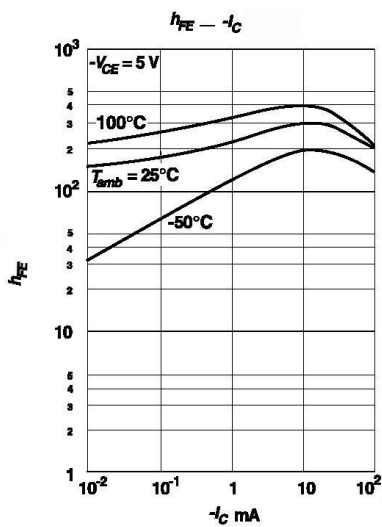
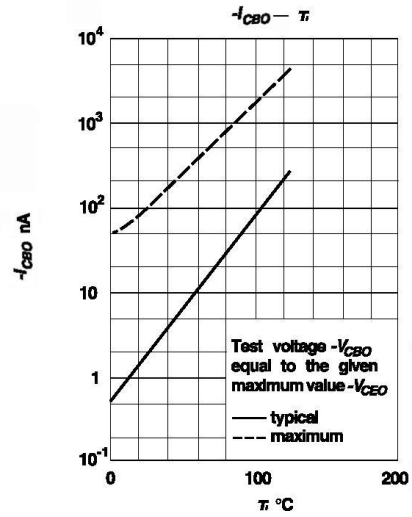
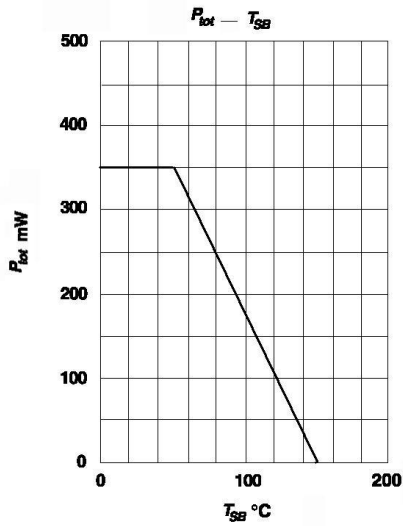
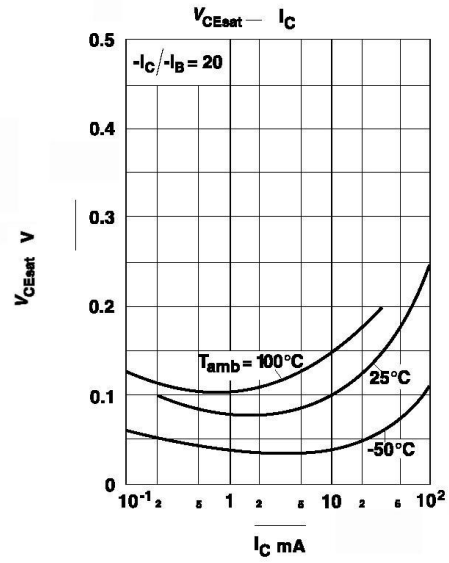
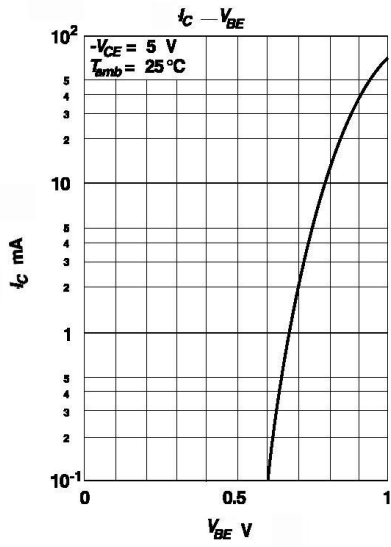
极限参数 / Absolute Maximum Ratings(Ta=25°C)

参数 Parameter	符号 Symbol	数值 Rating	单位 Unit
Collector to Base Voltage	V _{CB0}	-80	V
Collector to Emitter Voltage	V _{CEO}	-65	V
Emitter to Base Voltage	V _{EBO}	-5.0	V
Collector Current - Continuous	I _c	-100	mA
Collector Power Dissipation	P _C	350	mW
Junction Temperature	T _j	150	°C
Storage Temperature Range	T _{stg}	-55~150	°C

电性能参数 / Electrical Characteristics(Ta=25°C)

参数 Parameter	符号 Symbol	测试条件 Test Conditions	最小值 Min	典型值 Typ	最大值 Max	单位 Unit
Collector Cut-Off Current	I _{CBO}	V _{CB} =-30 V I _E =0			-0.015	μA
DC Current Gain	h _{FE}	V _{CE} =-5.0V I _c =-2.0mA	125		475	
Collector to Emitter Saturation Voltage	V _{CE(sat)(1)}	I _c =-10mA I _B =-0.5mA		-0.09	-0.3	V
	V _{CE(sat)(2)}	I _c =-100mA I _B =-5.0mA		-0.25	-0.65	V
Base to Emitter Saturation Voltage	V _{BE(sat)(1)}	I _c =-10mA I _B =-0.5mA		-0.7		V
	V _{BE(sat)(2)}	I _c =-100mA I _B =-5.0mA		-0.9		V
Base to Emitter Voltage	V _{BE(ON)1}	V _{CE} =-5.0V I _c =-2.0mA	-0.6	-0.65	-0.75	V
Base to Emitter Voltage	V _{BE(ON)2}	V _{CE} =-5.0V I _c =-10mA			-0.82	V
Transition Frequency	f _T	V _{CE} =-5.0V f=100MHz I _c =10mA		150		MHz
Collector Output Capacitance	C _{ob}	V _{CB} =-10V f=1.0MHz I _E =0		4.5		pF
Noise Figure	NF	V _{CE} =-6.0V I _c =-0.1mA R _g =2KΩ f=1.0KHz		2.0	10	dB

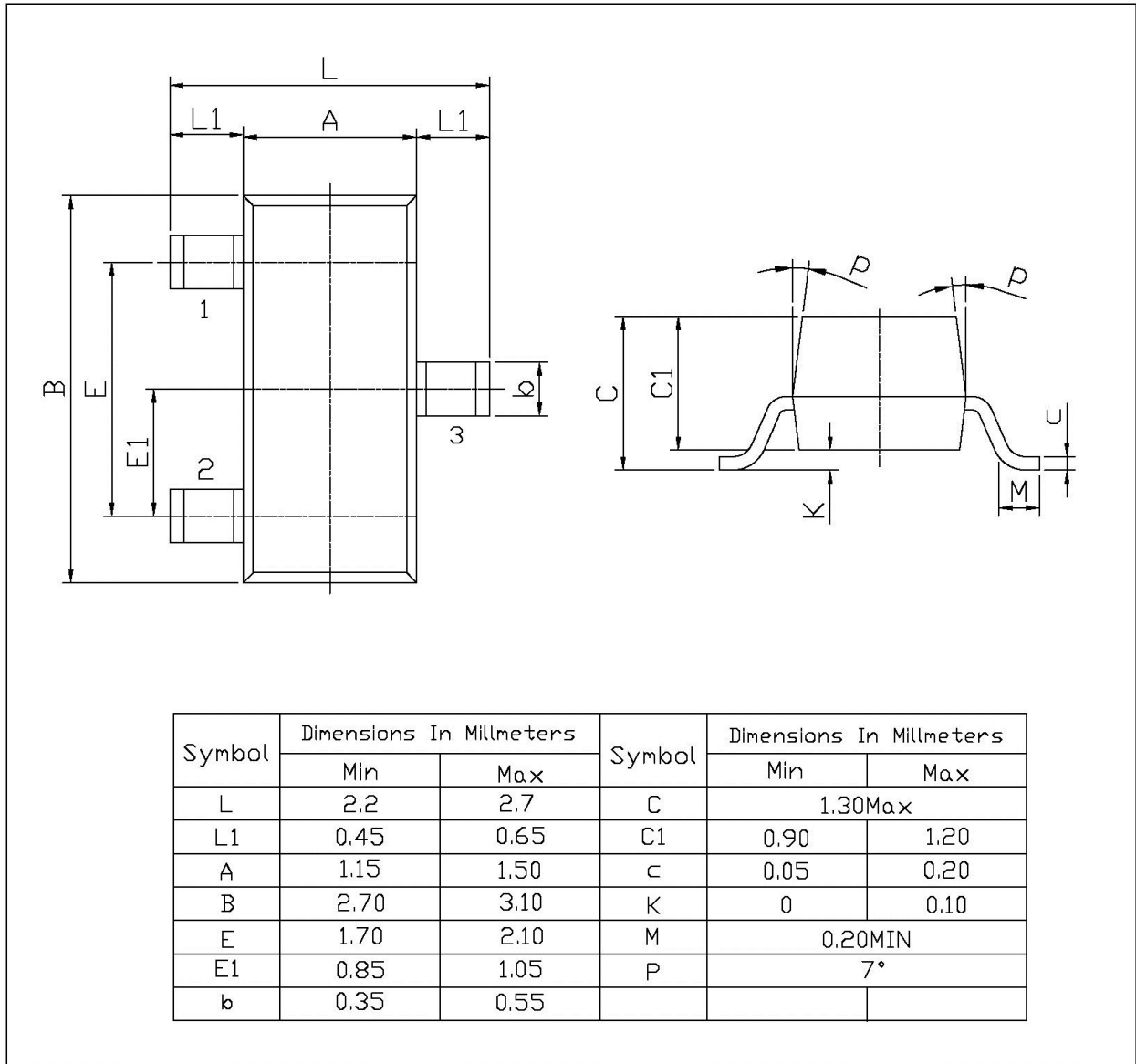
电参数曲线图 / Electrical Characteristic Curve



外形尺寸图 / Package Dimensions

SOT-23

单位: mm



印章说明 / Marking Instructions



说明：

Q： 为汽车无卤产品标识

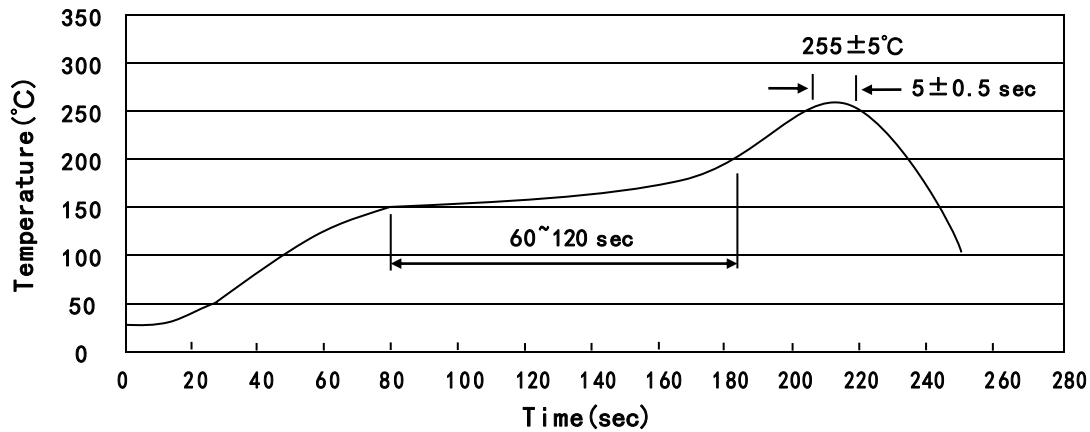
3A： 为型号代码

Note:

Q: Automobile halogen-free product Code

3A: Product Type Code

回流焊温度曲线图(无铅) / Temperature Profile for IR Reflow Soldering(Pb-Free)



说明：

- 1、预热温度 150 ~ 200°C，时间 60 ~ 120sec;
- 2、峰值温度 255±5°C，时间持续为 5±0.5sec;
- 3、焊接制程冷却速度为 2 ~ 10°C/sec.

Note:

- 1.Preheating:150~200°C, Time:60~120sec.
- 2.Peak Temp.:255±5°C, Duration:5±0.5sec.
3. Cooling Speed: 2~10°C/sec.

耐焊接热试验条件 / Resistance to Soldering Heat Test Conditions

温度：260±5°C

时间：10±1 sec.

Temp.:260±5°C

Time:10±1 sec

包装规格 / Packaging SPEC.

卷盘包装 / REEL

Package Type 封装形式	Units 包装数量					Dimension 包装尺寸 (unit: mm ³)		
	Units/Reel 只/卷盘	Reels/Inner Box 卷盘/盒	Units/Inner Box 只/盒	Inner Boxes/Outer Box 盒/箱	Units/Outer Box 只/箱	Reel	Inner Box 盒	Outer Box 箱
SOT-23	3,000	10	30,000	6	180,000	7" × 8	180×120×180	390×385×205

使用说明 / Notices