

描述 / Descriptions

SOT-23 塑封封装 NPN 半导体三极管。Silicon NPN transistor in a SOT-23 Plastic Package.

特征 / Features

频率高。

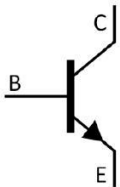
High f_T .

用途 / Applications

用于调频、调幅收音机的射频放大。

Suitable for RF amplifier in FM/AM radios.

内部等效电路 / Equivalent Circuit



引脚排列 / Pinning



PIN1 : Base PIN 2 : Emitter PIN 3 : Collector

放大及印章代码 / h_{FE} Classifications & Marking

h_{FE} Classifications Symbol	B	C	D
h_{FE} Range	40~110	65~160	100~260
Marking	HUB	HUC	HUD

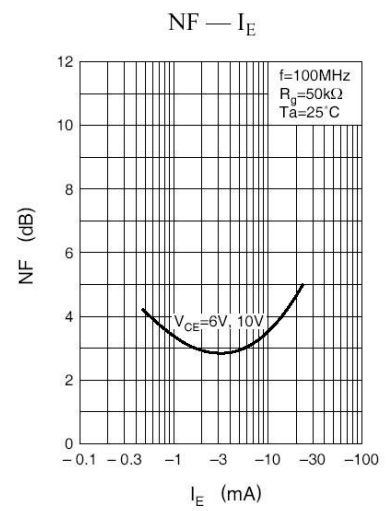
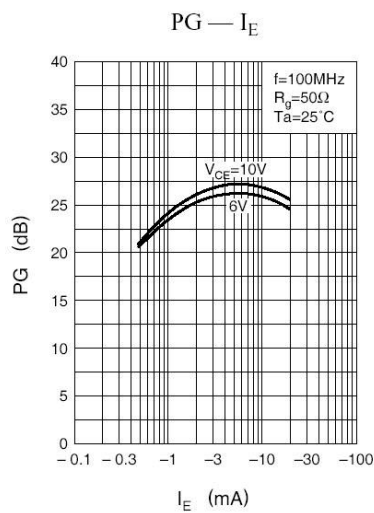
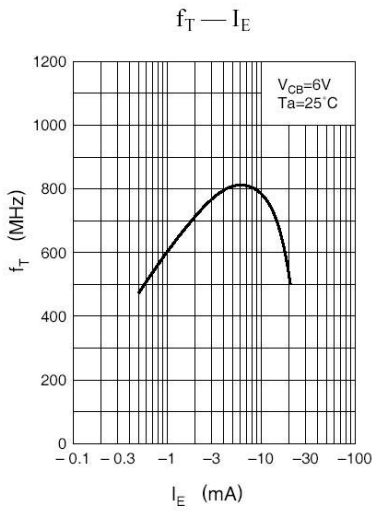
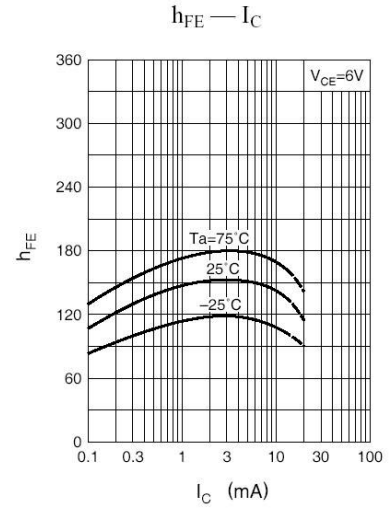
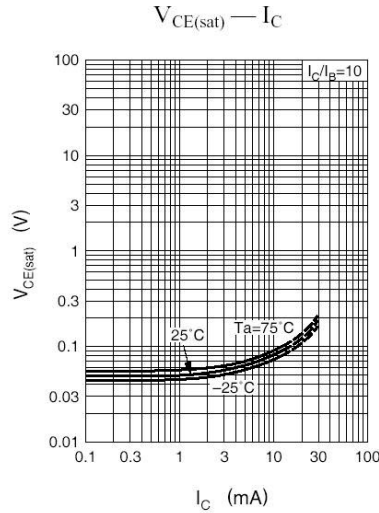
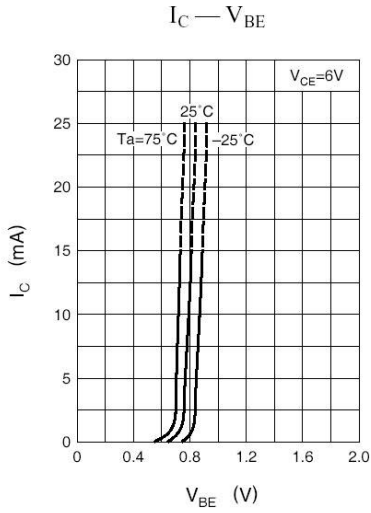
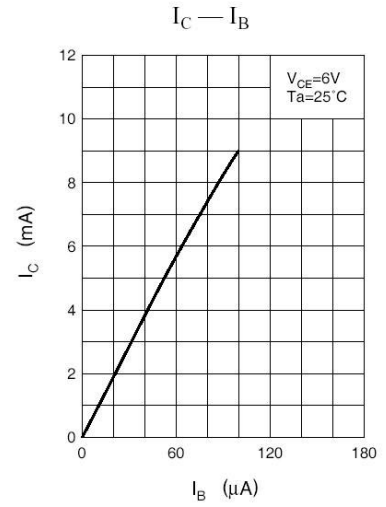
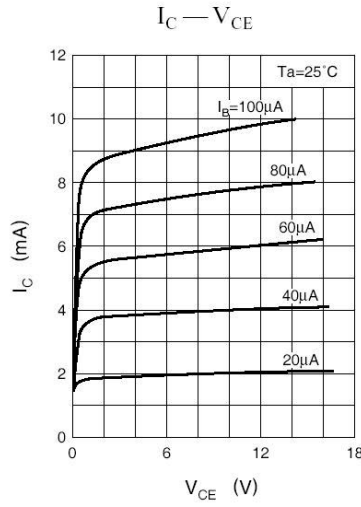
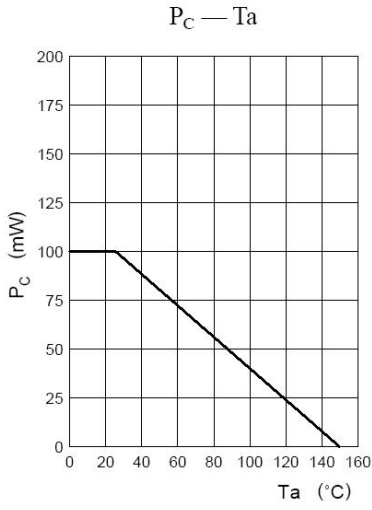
极限参数 / Absolute Maximum Ratings(Ta=25°C)

参数 Parameter	符号 Symbol	数值 Rating	单位 Unit
Collector to Base Voltage	V_{CBO}	30	V
Collector to Emitter Voltage	V_{CEO}	20	V
Emitter to Base Voltage	V_{EBO}	3.0	V
Collector Current	I_C	15	mA
Collector Power Dissipation	P_C	100	mW
Junction Temperature	T_j	150	°C
Storage Temperature Range	T_{stg}	-55~150	°C

电性能参数 / Electrical Characteristics(Ta=25°C)

参数 Parameter	符号 Symbol	测试条件 Test Conditions	最小值 Min	典型值 Typ	最大值 Max	单位 Unit
Collector- Base Breakdown Voltage	V_{CBO}	$I_C=10\mu A$	30			V
Emitter-Base Breakdown Voltage	V_{EBO}	$I_E=10\mu A$	3.0			V
DC Current Gain	h_{FE}	$V_{CE}=6.0V$ $I_C=1.0mA$	40		260	
Transition Frequency	f_T	$V_{CB}=6.0V$ $I_C=1.0mA$	450	650		MHz
Base to Emitter Voltage	V_{BE}	$V_{CB}=6.0V$ $I_C=1.0mA$		0.72		V
Common Emitter Reverse Transfer Capacitance	C_{re}	$V_{CB}=6.0V$ $I_C=1.0mA$ $f=10.7MHz$		0.8	1.0	PF
Power Gain	P_G	$V_{CB}=6.0V$ $I_C=1.0mA$ $f=100MHz$		24		dB
Noise Figure	NF	$V_{CB}=6.0V$ $I_C=1.0mA$ $f=100MHz$		3.3		dB

电参数曲线图 / Electrical Characteristic Curve



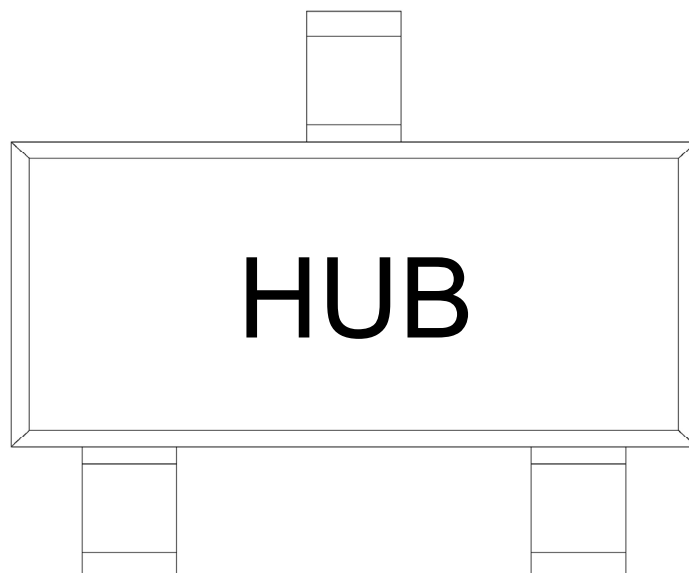
外形尺寸图 / Package Dimensions

SOT-23

单位: mm



印章说明 / Marking Instructions



说明：

- H： 为公司代码
- U： 为型号代码
- B： 为 h_{FE} 分档代码

Note:

- H： Company Code
- U： Product Type Code
- B： h_{FE} Classifications Symbol Code

回流焊温度曲线图(无铅) / Temperature Profile for IR Reflow Soldering(Pb-Free)



说明：

- 1、预热温度 25~150°C，时间 60~90sec;
- 2、峰值温度 245±5°C，时间持续为 5±0.5sec;
- 3、焊接制程冷却速度为 2~10°C/sec.

Note:

- 1.Preheating:25~150°C, Time:60~90sec.
- 2.Peak Temp.:245±5°C, Duration:5±0.5sec.
3. Cooling Speed: 2~10°C/sec.

耐焊接热试验条件 / Resistance to Soldering Heat Test Conditions

温度：260±5°C

时间：10±1 sec.

Temp.:260±5°C

Time:10±1 sec

包装规格 / Packaging SPEC.

卷盘包装 / REEL

Package Type 封装形式	Units 包装数量					Dimension 包装尺寸 (unit: mm ³)		
	Units/Reel 只/卷盘	Reels/Inner Box 卷盘/盒	Units/Inner Box 只/盒	Inner Boxes/Outer Box 盒/箱	Units/Outer Box 只/箱	Reel	Inner Box 盒	Outer Box 箱
SOT-23	3,000	10	30,000	6	180,000	7" x8	180×120×180	390×385×205

使用说明 / Notices